

MEETING ROOM NORTH ELEVATION

SCALE 3/8" = 1'-0"

COLOR SCHEME (INITIAL CONCEPT)

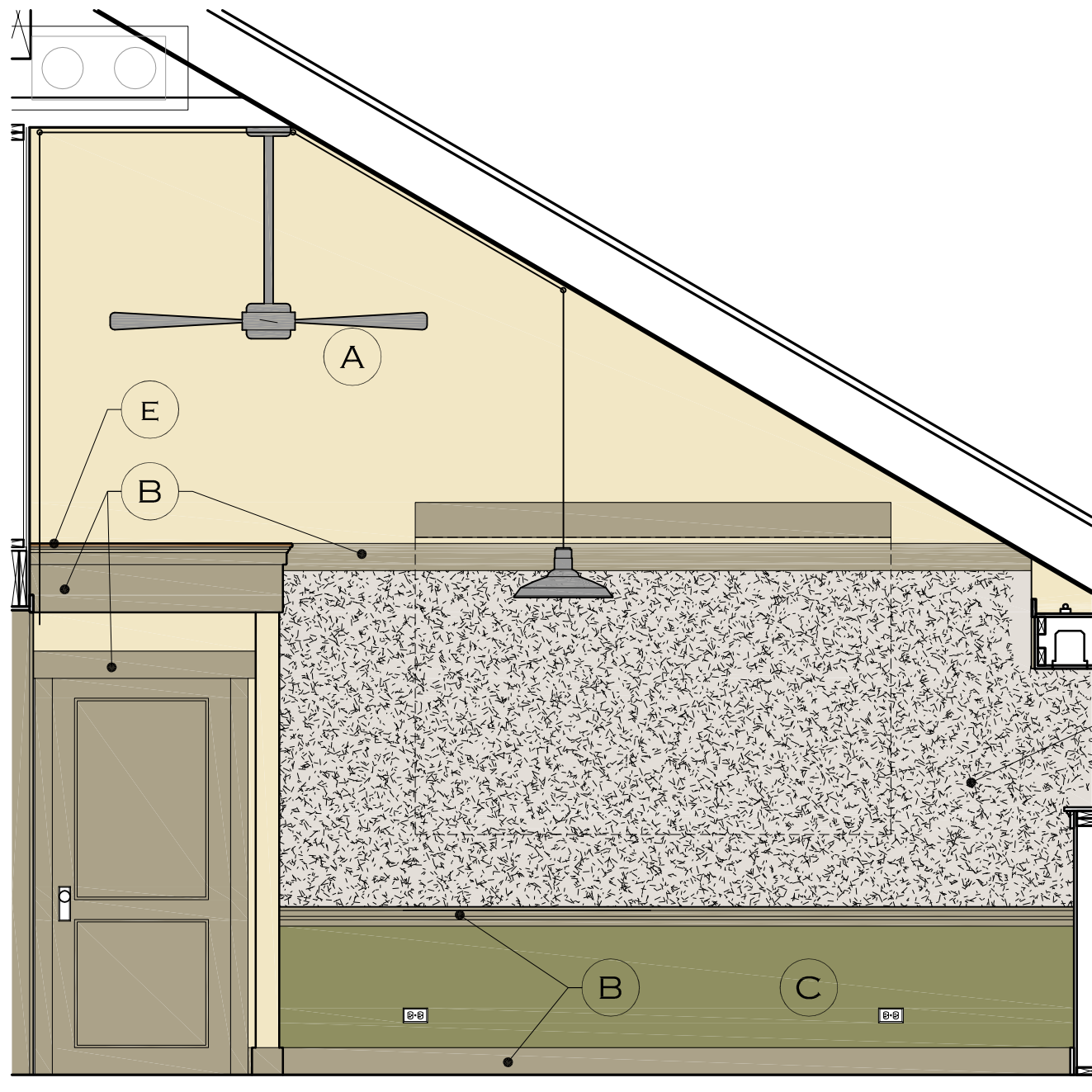
- (A) MAIN WALLS - SW 6407 ANCESTRAL GOLD HARMONY
- (B) TRIM / MILLWORK - SW 6164 SVELTE SAGE HARMONY
- (C) ACCENT (WAINSCOT) - SW 1188 BURMESE JADE HARMONY
- (D) WALLS FOYER - SW 2836 QUARTERSAWN OAK HARMONY

- (E) BAMBOO CAP - CARMELIZED VERTICAL GRAIN (GREEN BUILDING SUPPLY)
- (F) STAIN - MATCH MAIN HOUSE
- (G) WALL - BATH - SW 6192 COASTAL PLAIN HARMONY
- (H) WALL - BATH ACCENT - SW 6136 HARMONIC TAN HARMONY
- (I) WALL - KITCHEN - SW 6408 WHEAT GRASS HARMONY

2 DEC 2008
5 OF 7

© GPD Inc. 2008

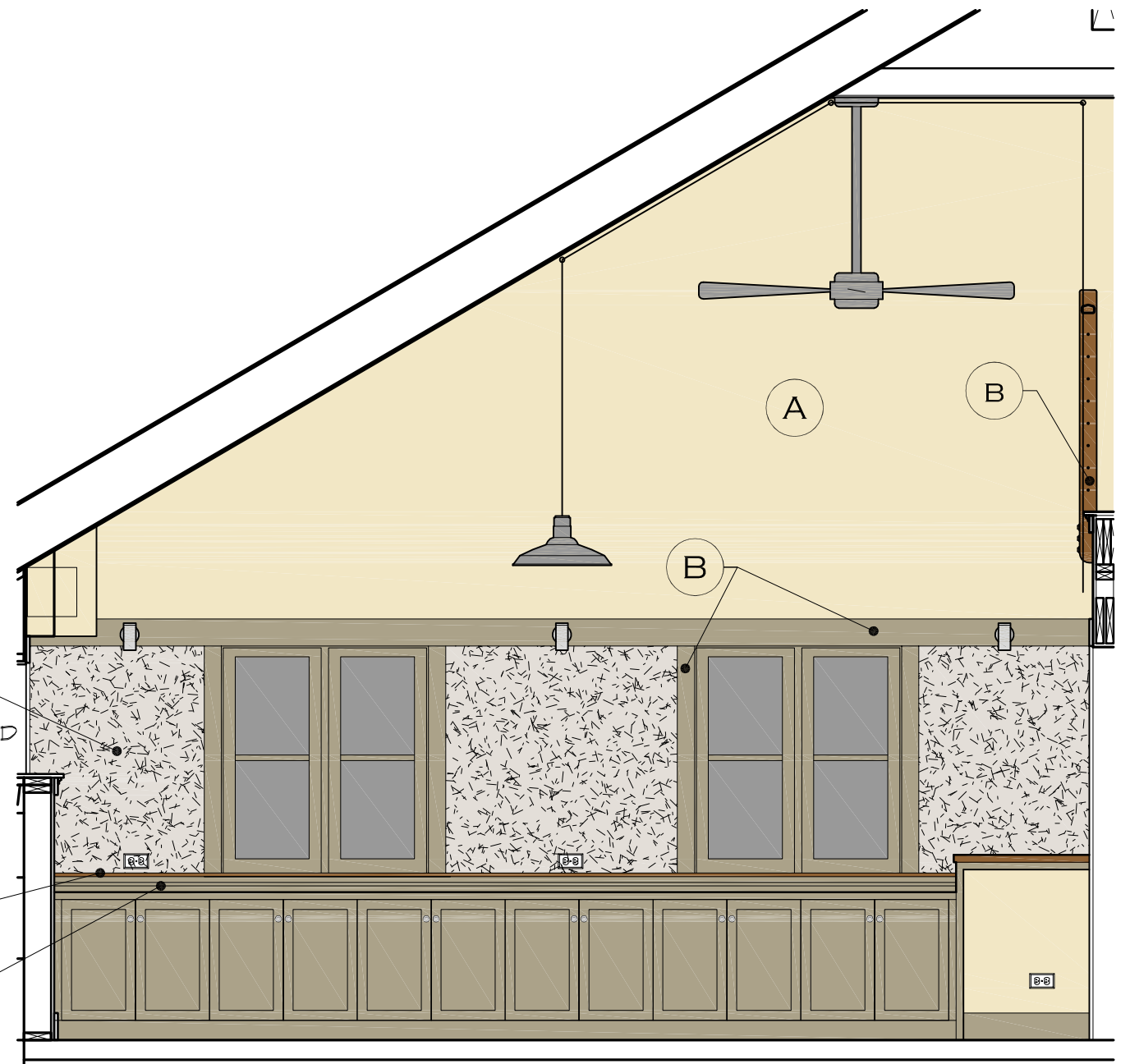




MEETING ROOM EAST ELEVATION

SCALE 3/8" = 1'-0"

HOMASOTE
"DESIGN WALL"
100% RECYCLED
POLYESTER
TACK BOARD



MEETING ROOM EAST ELEVATION

SCALE 3/8" = 1'-0"

COLOR SCHEME (INITIAL CONCEPT)

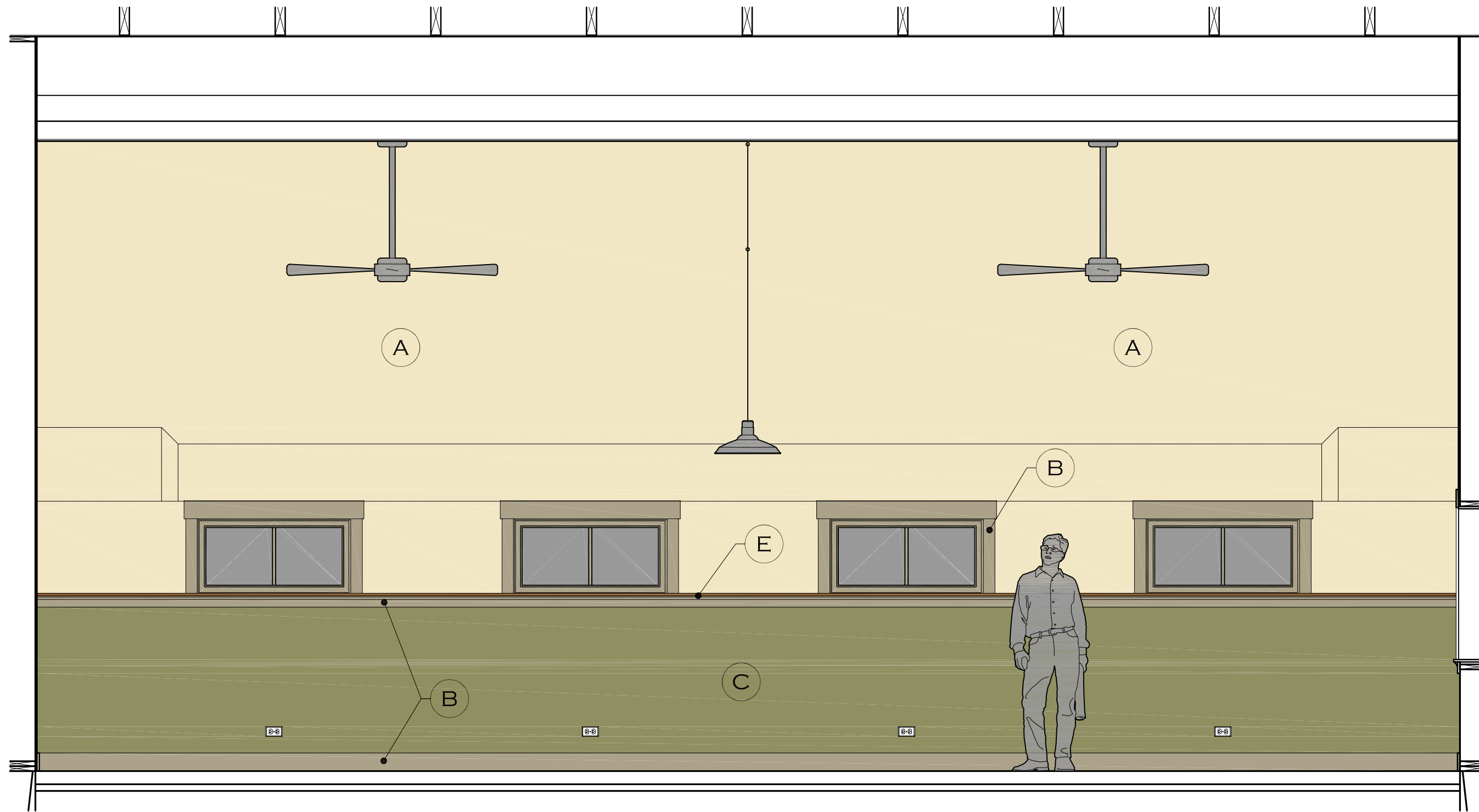
- (A) MAIN WALLS - SW 6407 ANCESTRAL GOLD HARMONY
- (B) TRIM / MILLWORK - SW 6164 SVELTE SAGE HARMONY
- (C) ACCENT (WAINSCOT) - SW 1188 BURMESE JADE HARMONY
- (D) WALLS FOYER - SW 2836 QUARTERSAWN OAK HARMONY

- (E) BAMBOO CAP - CARMELIZED VERTICAL GRAIN (GREEN BUILDING SUPPLY)
- (F) STAIN - MATCH MAIN HOUSE
- (G) WALL - BATH - SW 6192 COASTAL PLAIN HARMONY
- (H) WALL - BATH ACCENT - SW 6136 HARMONIC TAN HARMONY
- (I) WALL - KITCHEN - SW 6408 WHEAT GRASS HARMONY

2 DEC 2008
6 OF 7

© GPD Inc. 2008





MEETING ROOM SOUTH ELEVATION

SCALE 3/8" = 1'-0"

COLOR SCHEME (INITIAL CONCEPT)

- (A) MAIN WALLS - SW 6407 ANCESTRAL GOLD HARMONY
- (B) TRIM / MILLWORK - SW 6164 SVELTE SAGE HARMONY
- (C) ACCENT (WAINSCOT) - SW 1188 BURMESE JADE HARMONY
- (D) WALLS FOYER - SW 2836 QUARTERSAWN OAK HARMONY

- (E) BAMBOO CAP - CARMELIZED VERTICAL GRAIN (GREEN BUILDING SUPPLY)
- (F) STAIN - MATCH MAIN HOUSE
- (G) WALL - BATH - SW 6192 COASTAL PLAIN HARMONY
- (H) WALL - BATH ACCENT - SW 6136 HARMONIC TAN HARMONY
- (I) WALL - KITCHEN - SW 6408 WHEAT GRASS HARMONY

2 DEC 2008

7 OF 7

© GPD Inc. 2008

